


# SPECIMEN COLLECTION GUIDE



## GOLD TOP TUBE ORDER# 9605

**Centrifuge & Refrigerate**  
(after full clot formation)

### Panels

Basic Metabolic 8  
Comp Metabolic 14  
Electrolytes  
CORP (Lipid Panel)  
Renal Function  
Acute Hepatitis  
Hepatic Function  
Allergen Profiles

### Individual Tests

AFP Tumor  
Albumin  
Amylase  
ANA Screen  
ANCA Vasculitis  
Bilirubin, Total\*  
BUN  
CA 125  
CA 19-9 (CA199)  
CA 27-29 (C2729)  
Calcium  
CEA  
Cholesterol  
CK  
Creatinine  
CRPHS  
CRPQT  
Ferritin  
Folate  
FSH  
Gamma GT  
Glucose  
HCG Tumor  
HCG Quantitative  
Hepatitis A/B Antibody, IgM  
Hepatitis C Antibody, IgG with Confirmation  
Herpes Simplex Virus 1/2 IgG antibody  
HIV Ab/Ag (non-shared parent tube)  
Iron  
Iron/IBC  
LD (LDH)



## GOLD TOP TUBE

Lipase  
Magnesium  
Mono Test  
Phosphorus  
Potassium  
Prenatal Quad Screen  
Pregnancy Screen Serum  
Prolactin  
Protein Electrophoresis  
Protein, Total  
PSA Diagnostic  
PSA Screen  
RA (Rheumatoid Factor)  
Rubella, IgG  
Syphilis Screen (may reflex)  
SGOT (AST)  
SGPT (ALT)  
Sodium  
T3 Free  
T3 Total  
T4, Free  
T4, Total  
Testosterone, Total  
Triglyceride (TRIG)  
TSH  
Uric Acid  
Vitamin B 12  
Vitamin D 25 OH (screening test for Vitamin D deficiency and to monitor response to supplementation)

**Centrifuge within 2 hours, freeze within 72 hours if testing is not completed:**

Estradiol Total  
PSA Free & Total Panel

**Centrifuge and do NOT uncap:**

Alcohol (Ethanol)  
Carbon dioxide (CO2)  
Ionized Calcium



## RED TOP TUBE ORDER# 458743


**When Fully Clotted, Centrifuge, Separate Serum & Refrigerate**

Amikacin  
Carbamezapine  
Digoxin  
Dilantin  
Lithium  
Phenobarbital  
Theophylline  
Valproic Acid  
Vancomycin

**See Collection Manual for Handling:**

C3  
C4


**Progesterone** (only red top tube)



## PINK TOP TUBE ORDER# 25393

**One Tube Per Test**

ABO/Rh  
DAT (Direct Coombs)  
Type and Screen




## GREEN TOP TUBE HEPARIN TUBE ORDER# 18122

**PTH, Intact**

Plasma must be separated from cells within two hours of collection and placed in a transfer tube.

**Vitamin B6 (protect from light)**

Protect from light during storage, and shipment. Separate plasma or serum from cells within 1 hour of collection. Transfer 1 mL plasma or serum to an Amber Transport Tube. (Min: 0.5 mL)



## LIGHT BLUE TOP TUBE ORDER# 4496

**See Collection Manual for Details on these tests:**

D-Dimer  
Fibrinogen  
Protime  
PFA (Platelet Function Assay)  
APTT



## LAVENDER TOP TUBE ORDER# 9603

**See collection manual for details:**


Ammonia  
BNP  
Cystic Fibrosis (non-shared tube)  
Homocysteine  
RBC Folate

**Refrigerate, and do not centrifuge:**

CBC  
Hemoglobin  
Electrophoresis  
Hemogram  
Hgb A1C  
Reticulocyte Count (RETIC)  
Sed Rate (ESR)  
Sickle Cell Screen


**Room Temp:**

HLAB27



## ROYAL BLUE TOP TUBE ORDER# 9614

Lead Testing  
Any Heavy Metals Tests



## TAN TOP TUBE ORDER# 309445

Lead Testing

### URINE COLLECTIONS



ORDER# 353447  
UA with microscopic  
UA without microscopic



ORDER# 26971  
Urine Culture  
Use gray top tube if UA may result in an urine culture reflex test



ORDER# 89792  
All urine chemistry testing including pregnancy urine test

### H. pylori Stool Testing

Stool unpreserved in sterile vial/container  
Refrigerate